

# SHINRIN

**STONE PRODUCTS**  
UNLIMITED, INC

Sea, 1.57" x 9", Rectangle Tile, SPUI-903039




# SHINRIN RECTANGLE



1.57" x 9"

SHINRIN 1.57" X 9"  
RECTANGLE IN PORCELAIN

**STONE PRODUCTS**  
UNLIMITED, INC




<b>White</b>	
1.57" x 9"	
SPUI-903006	Matte



<b>Mist</b>	
1.57" x 9"	
SPUI-903007	Matte



<b>Charcoal</b>	
1.57" x 9"	
SPUI-903008	Matte



<b>Blue</b>	
1.57" x 9"	
SPUI-903009	Matte



<b>Sea</b>	
1.57" x 9"	
SPUI-903039	Matte

# SHINRIN 1.57" X 9" RECTANGLE IN PORCELAIN

COLOR	SKU	TYPE	THICKNESS	SHAPE	SIZE	PCS PER BOX	SQFT PER BOX	LBS PER BOX	EDGE	FINISH
White	SPUI-903006	Tile	9mm	Rectangle	1.57" x 9"	144	14.4	55.00	Pressed	Matte
Mist	SPUI-903007	Tile	9mm	Rectangle	1.57" x 9"	144	14.4	55.00	Pressed	Matte
Charcoal	SPUI-903008	Tile	9mm	Rectangle	1.57" x 9"	144	14.4	55.00	Pressed	Matte
Blue	SPUI-903009	Tile	9mm	Rectangle	1.57" x 9"	144	14.4	55.00	Pressed	Matte
Sea	SPUI-903039	Tile	9mm	Rectangle	1.57" x 9"	144	14.4	55.00	Pressed	Matte

## PERFORMANCE, APPLICATION, AND INSTALLATION

### TECHNICAL INFORMATION

Tile collection performance based on industry standards.

#### PERFORMANCE CHARACTERISTICS



Water Absorption

< 0.5%



Breaking Strength

54 N/mm<sup>2</sup>



Shade Variation

V3

#### APPLICATION

APPLICATION	DRY & LEVEL INTERIOR FLOOR	EXTERIOR FLOOR	EXTERIOR WALL	INTERIOR WALL	POOL LINING	COUNTERTOPS	SHOWER FLOOR	SHOWER WALL
RESIDENTIAL	X		X	X	X	X	X	X
COMMERCIAL	X		X	X	X	X	X	X

#### INSTALLATION

GROUT RECOMMENDATION      MIN. 3/8"



**DISCOVER MORE AT:**

**WWW.SPUI.NET**

